

# 2019 TOW SPORTS WAKE™ 155

Made to Make the Most of the Wake

## WAKE™ Package


- Speed-based Ski Mode
- 3-Position Retractable Ski Pylon
- Removable Wakeboard Rack
- Boarding Ladder
- Variable Trim System (VTS™)
- WAKE™ Graphics



Teal Blue Metallic and Lava Red

**ITC** / **iBR** / **CLCS** / **ECO**

## Capacity

Rider capacity	
Weight capacity	600 lb / 272 kg
Fuel capacity	15.9 US gal / 60 L
Glove Box	1.7 US gal / 6.6 L
Front Bin	29 US gal / 110 L
Storage capacity - Total	30.7 US gal / 116.6 L

## Dimensions

Length (bumper to bumper)	132.6" / 336.8 cm
Width	48.5" / 123.1 cm (w/o Rack)
Height	44" / 111.8 cm

## Hull

Type	GTI™ Hull
Material	Polytec™ - Lightweight and Scratch resistant

## Other features

iControl®	LinQ™ Attachment System (Accessory)
ECO® Mode	Wide-Angle Mirrors
Standard Seat	Handlegrip with Palm Rests
Seat Strap	Footwell Carpets
Boarding Ladder	Tow Hook
RF D.E.S.S.™ Key	

## Rotax® Engine 1503 NA

Intake system	Naturally aspirated
Displacement	1,494 cc
Cooling	Closed-Loop Cooling system (CLCS)
Reverse system	Electronic iBR®*
Fuel type	87 octane
Throttle System	iTC™ (Intelligent Throttle Control) system
Exhaust System	D-Sea-Bel™ system

## Gauge

Type of Gauge	Digital Compact
Main Functions	Speedometer RPM Clock VTS™ Display Fuel Consumption Instant & Average Vehicle Hour Display Sport Mode ECO® Mode Slow Mode Speed Limiter Ski Mode

## Weight

Dry weight	718 lb / 326 kg
------------	-----------------

## Warranty

BRP limited warranty covers the watercraft for one year.

\*Electronic brake, neutral and reverse.

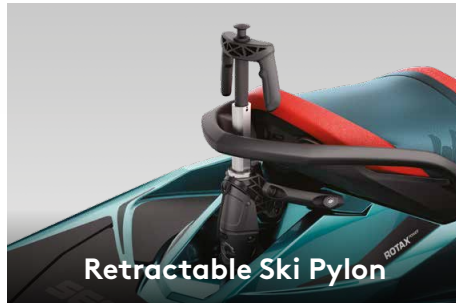


## Feature Highlights



**Ski Mode**

Five preset acceleration profiles make it easy to deliver a smooth launch and maintain consistent pace.




**Retractable Ski Pylon**

Provides an ideal tow point and retracts when not in use. Features spotter handgrips and rope storage.



**Wakeboard Rack**

Provides easy transport of a wakeboard.<sup>1</sup>



**Boarding Ladder**

Makes boarding from the water easier and quicker.



**Variable Trim System (VTS™)**

Allows riders to easily find the ideal trim setting for different water conditions.



**Polytec™ Hull**

Innovative material that reduces weight while optimizing performance and efficiency. The color-in molding is more scratch-resistant than fiberglass.

## Trailer (optional)

- Fully adjustable carpeted bunks (side-to-side/front-to-back) allow you to change bunk angles to fit all watercraft.
- Custom frame design requires less water to load and unload watercraft.
- Sealed maintenance-free wheel bearings for added peace of mind.

- All models are available with a galvanized frame for extended life in all weather conditions or in a painted black version, with or without Marine Jack.
- Move I Extended 1250 and Move II are also available in an aluminum frame, that delivers better corrosion resistance to significantly extend life of trailer.



**Aluminum MOVE II**



**Aluminum MOVE I Extended 1250**